

HESPERIIDAE OF RONDÔNIA BRAZIL: *RIDENS* AND THE “*PROTEUS*” GROUP OF *URBANUS*, WITH DESCRIPTIONS OF NEW SPECIES (PYRGINAE)

GEORGE T. AUSTIN

Nevada State Museum and Historical Society, 700 Twin Lakes Drive,
Las Vegas, Nevada 89107, USA

ABSTRACT. Four new species of HesperIIDae are described from the vicinity of Cacaulândia, Rondônia, Brazil: *Ridens bidens*, *Urbanus villus*, *Urbanus longicaudus*, and *Urbanus parvus*. The phenologies of an additional six species of the “*proteus*” group of *Urbanus* occurring in this area are presented.

Additional key words: genitalia, Neotropics, phenology, South America.

During studies of the butterfly fauna in the vicinity of Cacaulândia in central Rondônia, Brazil (Emmel & Austin 1990, Austin et al. 1993), numerous new species of skippers (HesperIIDae) have been encountered (Austin 1993, 1994, 1995, 1996, Austin & Steinhauser 1996). These samples included a new species of *Ridens* and three new species of the *Urbanus* “*proteus*” group (HesperIIDae: Pyrginae). These are described herein along with information on six additional species of the “*proteus*” group from near Cacaulândia.

Forewing length was measured from base to apex, width was the shortest distance from costa to tornus, and tail length was measured from the end of vein 3A to the end of the tail. All primary types are deposited at the Departamento de Zoologia, Universidade Federal do Paraná, Curitiba, Brazil; other vouchers and comparative material are there, at the Nevada State Museum, and at the Allyn Museum of Entomology.

Ridens Evans 1952


Evans (1952) included thirteen species in this Neotropical genus. Descriptions of four new species (Steinhauser 1974, 1983, Freeman 1979), the raising of a subspecies to specific status (Freeman 1976), and two new combinations (Steinhauser 1983) have increased this to twenty species. A single, previously undescribed, species is known from central Rondônia.

Ridens bidens Austin, new species

(Figs. 1, 7)

Description. *Male* (Fig. 1). Forewing length = 26.4 mm (holotype); forewing produced, with costal fold; hindwing lobed at tornus; dorsum brownish black, basal 1/3 of

FIGS. 1–6. New species of *Ridens* and *Urbanus*. 1, *Ridens bidens*, holotype male, dorsal and ventral surfaces. 2, *Urbanus parvus*, holotype male, dorsal and ventral surfaces. 3, *Urbanus villus*, holotype male, dorsal and ventral surfaces. 4, *Urbanus villus*, paratype female, BRAZIL: Rondônia; B-80, between C-10 and 15, 17 Nov. 1991, dorsal and ventral



surfaces. 5, *Urbanus longicaudus*, holotype male, dorsal and ventral surfaces. 6, *Urbanus longicaudus*, paratype female, BRAZIL: Rondônia; Linha C-20, 7 km E B-65, Fazenda Rancho Grande, 22 Nov. 1992, dorsal and ventral surfaces.

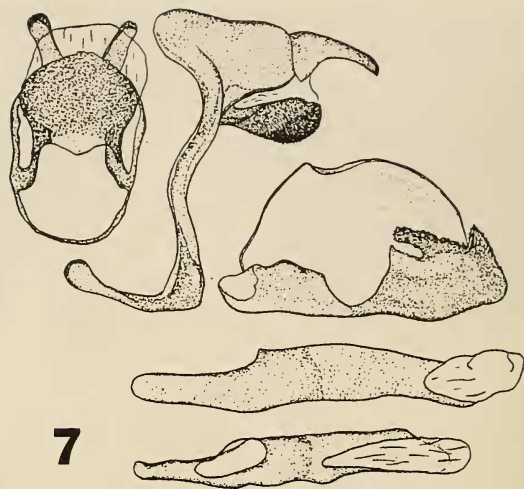


FIG. 7. Male genitalia of *Ridens bidens* (holotype, GTA #3498), including lateral view of tegumen, gnathos, uncus, and associated structures; ventral views of uncus, gnathos, and tegumen; interior view of right valva; left lateral and dorsal views of aedeagus.

forewing and basal 2/3 of hindwing dull blue-green; forewing with white hyaline macules as follows: discal cell, more or less quadrate, slightly excavate on distal edge; CuA_1-CuA_2 , large, overlapping distal 2/3 of discal cell macule, excavate on proximal edge and prominently on distal edge, posterior edge longer than anterior; M_3-CuA_1 , small, triangular at base of cell, proximal 2/3 overlapping macule in CuA_1-CuA_2 ; CuA_2-2A , very small, oval, at postero-distal corner of macule in CuA_1-CuA_2 ; R_1-Sc , minute, very thin, over distal end of discal cell macule; costal cell, larger than macule in R_1-Sc and anterior to it; fringes very worn, brown anteriorly, appearing white posteriorly to CuA_2 ; hindwing unmarked; fringes worn, apparently brown and uncheckered. Ventral forewing dull blackish, brown along anal margin; hyaline macules repeated from dorsum; most of distal end of cell CuA_2-2A opaque white from just proximal to macule in CuA_1-CuA_2 to outer margin except anterior half of cell where blackish distad of hyaline macule in same cell; hindwing glossy dull green; white submarginal scaling posterior to CuA_1 , this as relatively distinct patch in CuA_2-2A . Dorsal head and thorax dull blue-green; palpi mixed whitish and gray; white beneath eyes; antennae black, slight yellow distad beneath including club, nudum red-brown, 34 segments; thorax gray-green on sides beneath wings, pectus gray with pale yellow cephalad, legs gray, tibiae not spined, mid tibia with single pair of spurs, hind tibia with 2 pairs of spurs, back of hind tibia with sparse row of hairlike scales; dorsal abdomen blackish, white at anterior segments and indistinct gray at last four, ventral abdomen white with medium width blackish bands. *Male genitalia* (Fig. 7). Uncus divided, arms divergent in ventral view; gnathos entire, broader than uncus in ventral view; valva with costa short, ampulla broadly rounded, harpe with relatively broad serrated tooth dorsad and relatively long serrated projection extending dorso-cephalad; aedeagus tubular, longer than valva, no cornutus. *Female*. Unknown.

Type series. Holotype male with the following labels: white, printed - BRASIL: Rondonia / 62 km S Ariquemes / linea C-20, 7 km E / B-65, Fazenda / Rancho Grande / 17 June 1993 / leg. G. T. Austin / (at paper lures / 1530-1600); white, printed and hand-printed - Genitalia Vial / GTA - 3498; white, printed and handprinted - *Ridens* sp. / nr. pacasa / Det. S. R. Steinhauser; red, printed - HOLOTYPE / *Ridens bidens* / Austin. The holotype will be deposited at the Departamento de Zoologia, Universidade Federal do Paraná, Curitiba, Brazil.

Type locality. BRAZIL: Rondônia; 62 kilometers south of Ariquemes, Linha C-20, 7 kilometers (by road) east of route B-65, Fazenda Rancho Grande, 180 meters. This is approximately 5 km northeast of Cacaulândia in typical lowland tropical rainforest.

Etymology. The name means having two teeth, referring to the two processes of the harpe, and rhymes nicely with *Ridens*.

Diagnosis and discussion. *Ridens bidens* will key to *Ridens pacasa* (Williams 1927) in Evans (1952); that species is well illustrated in its original description (Williams 1927). *Ridens bidens* differs from *R. pacasa* by having no indication of a checkered fringe on the hindwing, a larger macule in M_3-CuA_1 , a smaller macule in CuA_2-2A , an extensive whitish area in CuA_2-2A on the ventral forewing, no indication of a discal cell macule on the ventral hindwing, and less extensive submarginal white on the ventral hindwing. The genitalia of the new species also differ from those of *R. pacasa* with its costa/ampulla margin more broadly rounded, longer harpe, broader dorsal tooth of the harpe, and longer, more robust anterior process of the harpe which has a slightly dorsal orientation (this appears to angle ventrad on *R. pacasa*).

Distribution and phenology. The species is known only from the holotype.

Urbanus "proteus" group

Steinhauser (1981) reviewed the "*proteus*" group of *Urbanus* Hübner 1807 in which he recognized sixteen species of these butterflies with long, brown tails and green bodies and wing bases. In practice, the species of this group are difficult to determine even with the excellent keys, descriptions, and illustrations given by Steinhauser (1981); comparative material is very useful to identify certain specimens. Nine species of the "*proteus*" group were encountered in the Cacaulândia area of which three represented undescribed taxa. The phenology of the Rondônia fauna is discussed herein along with the descriptions of the new species. All species have been found associated with army ants, *Eciton burchelli* (Westwood) (Hymenoptera: Formicidae) and are attracted to paper lures (see Austin et al. 1993). At the study site, a pronounced dry season generally extends from May to September; the peak of the wet season occurs in January.

Urbanus proteus (Linnaeus 1758)

Urbanus proteus is common in central Rondônia with records for March, May, June, August, September, November, and December. The species appears most frequent during the early and late wet season and less common during the dry season.

Urbanus pronta Evans 1952

Urbanus pronta is by far the most abundantly encountered "*proteus*" group species in the Cacaulândia region with records in March, April, and June through December. Peak abundance appears to be in November during the early wet season.

Urbanus esmeraldus (Butler 1877)

Urbanus esmeraldus is uncommon near Cacaulândia with all records in November.

Urbanus esma Evans 1952

Urbanus esma is an uncommon species in central Rondônia with records in June, September, and November (6 of 9 records). This species seems to be more closely associated with primary growth forests than other species in the region.

Urbanus esta Evans 1952

Urbanus esta is a common species in the Cacaulândia area and was recorded in March to June and August to December with most records in the early wet season.

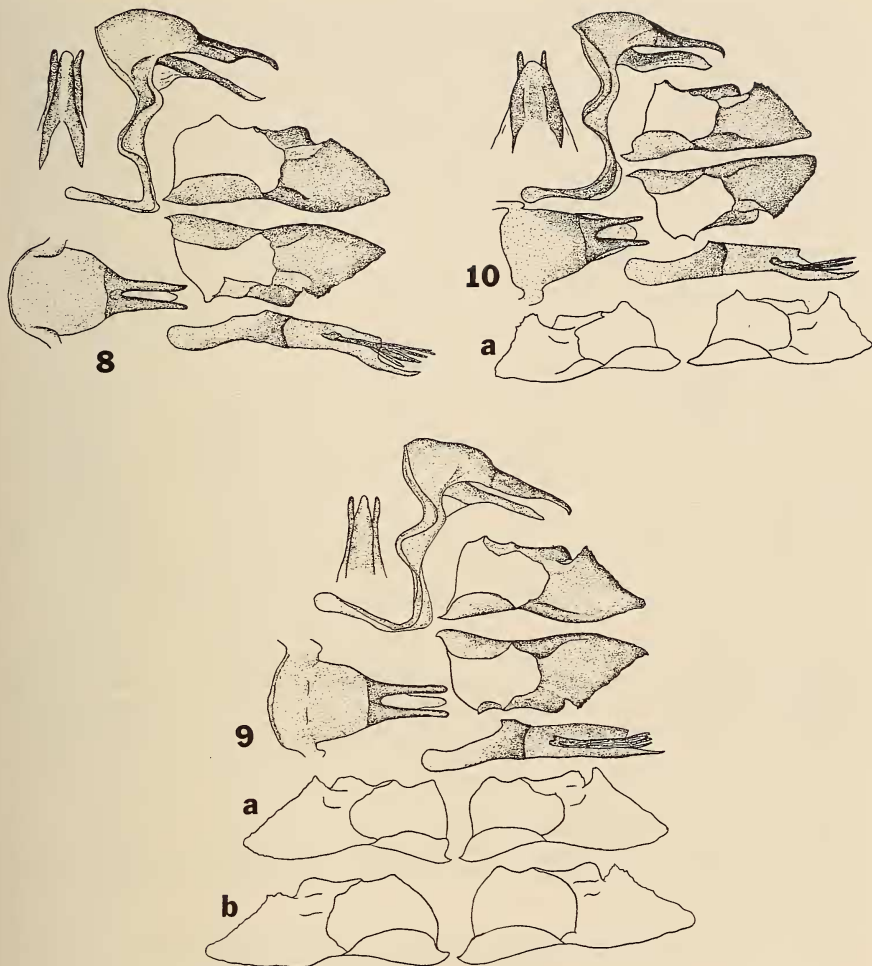
Urbanus velinus (Plötz 1880)

This species, until recently known as the synonymous *Urbanus acawotos* (Williams 1926) (see Robbins et al. 1996), is relatively uncommon near Cacaulândia with records in May to December. Unlike other "proteus" group species in the region, this was encountered most frequently during the dry season.

***Urbanus villus* Austin, new species**

(Figs. 3, 4, 8, 11)

Description. *Male* (Fig. 3). Forewing length = 22.2 mm (21.2–23.2, N = 5), width = 12.0 mm (11.7–12.4, N = 5), tail length = 12.3 mm (11.2–13.3, N = 3); forewing with costal fold not quite to distal edge of costal macule; apex rounded; hindwing with outer margin slightly convex, curved posteriorly to long tail; forewing with usual hyaline macules present, white, that in CuA₁–CuA₂ the largest, partially to completely overlapping discal cell macule, macule in lower M₂–M₃ (3 of 5 individuals), no macule in M₁–M₂; wing bases dull green with slight blue tinge, this not reaching macules on forewing and sharply defined distad on hindwing, 4–5 mm from margin; fringe of forewing gray-brown except whitish in CuA₂–2A, of hindwing white of moderate width, checkered with dark brown at veins. Venter brown; forewing with macules of dorsum repeated; submargin with distinct blackish brown band distad of macules; ventral hindwing overscaled with whitish; central band entire, including a pair of closely spaced smaller macules in Sc+R₁–Rs, proximal adjoined with macule in discal cell, discal cell macule edged with white distad; postdiscal band entire, extending to vein Rs, subternal macule prominently edged distad with white. Antennal club yellow-orange on the venter with black center, nudum = 21–23 segments, dorsal head and thorax green scaled, palpi black above, white beneath; dorsal abdomen brown with scattered green scales, gray at segments, white on venter with very broad central band of dark brown. *Male genitalia* (Fig. 8). Tegumen short, stout, somewhat dome-shaped in lateral view, more or less oval in dorsal view; uncus slender, moderately long and divided, arms very slightly divergent in dorsal view; gnathos entire, long and narrow in lateral and ventral views; valvae long, symmetrical, costa/ampulla margin undulate, ampulla with rounded shoulder, harpe relatively short, triangular with dorsal ridge dentate cephalad where at about the same height as or shorter than shoulder of ampulla; aedeagus of typical form for genus; cornuti as typical (for the "proteus" group) cluster of long bristles. *Female* (Fig. 4). Forewing length = 23.9 mm (23.3–24.2, N = 3), width = 13.2 mm (13.2–13.3, N = 3), tail length = 16.4 mm (16.2–16.6, N = 2); very similar to male, wings slightly more rounded. *Female genitalia* (Fig. 11). Papillae anales with nearly straight caudal margin; lamella postvaginalis relatively short and broad, more or less concave with a moderate central indentation on caudal edge; lamella antevaginalis thin, weakly sclerotized centrally, somewhat sinuous cephalad margin; ductus bursae narrow throughout; corpus bursae elongate, narrow, somewhat bent in middle.



FIGS. 8–10. Male genitalia of new species of *Urbanus* from Rondônia, Brazil, including lateral view of tegumen, gnathos, uncus, and associated structures; ventral views of uncus, gnathos, and posterior tegumen; dorsal view of uncus, gnathos and tegumen; interior view of right and left valvae; left lateral view of aedeagus. **8**, *U. villus*, paratype, BRAZIL: Rondônia; Linha C-20, 10 km E B-65, lot 18, 22 Nov. 1992 (GTA #2815). **9**, *U. longicaudus*, paratype, BRAZIL: Rondônia; Linha C-20, 7 km E B-65, Fazenda Rancho Grande, 19 Nov. 1992 (GTA #5097) with valvae of two additional paratypes showing variation: **9a**, BRAZIL: Rondônia; Linha C-20, 7 km E B-65, Fazenda Rancho Grande, 16 Nov. 1992 (GTA #2780); and **9b**, BRAZIL: Rondônia; Linha C-20, 10 km E B-65, lot 18, 18 Nov. 1992 (GTA #2834). **10**, *U. parvus*, holotype (GTA #5123) with valvae of a paratype showing variation: **10a**, BRAZIL: Rondônia; Linha C-20, 7 km E B-65, Fazenda Rancho Grande, 12 June 1993 (GTA #5121).

Type series. Holotype male with the following labels: white, printed - BRASIL: Rondônia / 62 km S Ariquemes / linha C-20, 7 km E / B-65, Fazenda / Rancho Grande / 24 April 1991 / leg. G. T. Austin; white, printed and handprinted - Genitalia Vial / GTA - 1347; yellow, printed - photographed / G. T. Austin & / J. P. Brock / March 1992; red, printed - HOLOTYPE / *Urbanus villus* / Austin. Paratypes: same location as holotype, 9 Nov. 1991 (♀), 15 Nov. 1992 (♂); BRAZIL: Rondônia; 65 km S Ariquemes, Linha C-20, 10 km E B-65, 3 km E Fazenda Rancho Grande, lot 18, 15 Nov. 1992 (♂), 22 Nov. 1992 (2 ♂); BRAZIL: Rondônia, road B-80 between linhas C-10 and C-15, 17 Nov. 1991 (2 ♀). The holotype and a female paratype will be deposited at the Departamento de Zoologia, Universidade Federal do Paraná, Curitiba, Brazil.

Type locality. BRAZIL: Rondônia; 62 kilometers south of Ariquemes, Linha C-20, 7 kilometers (by road) east of route B-65, Fazenda Rancho Grande, 180 meters. This is approximately 5 km northeast of Cacaulândia in typical lowland tropical rainforest.

Etymology. The name represents a meaningless combination of parts of the names of similar species (see below): *Urbanus viterboana* (Ehrmann, 1907), *Urbanus belli* (Hayward, 1935), and *Urbanus dubius* Steinhauser, 1981.

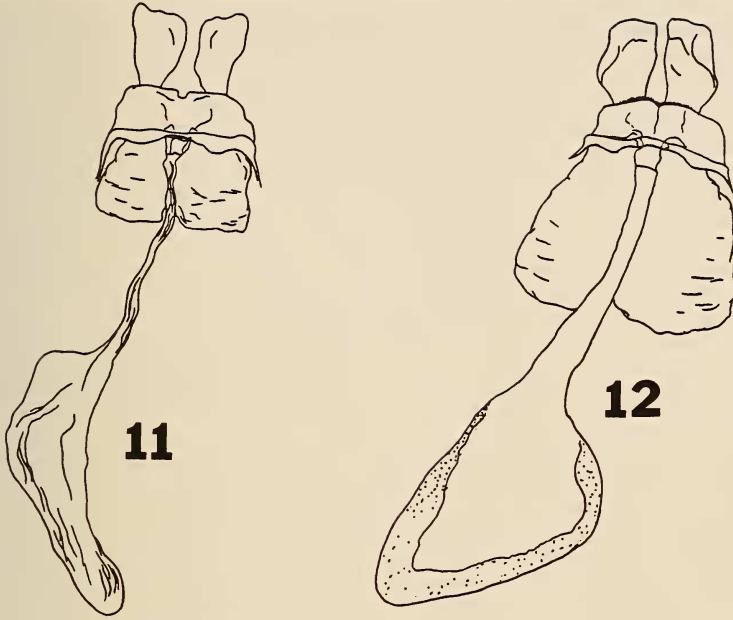
Diagnosis and discussion. This species was an enigma. It was originally identified as *U. belli* with Steinhauser's (1981) superficial key; yet the ventral surface does not resemble his figure and description or other material determined as *U. belli*, especially in the presence of distinct white edging to the subternal macule. The genitalia are different, particularly those of females. Compared to *U. belli*, the male genitalia of *U. villus* have a shorter and broader tegumen and the cephalad end of the harpe is distinctly shorter than the caudal end of the ampulla; the female genitalia have a shallow notch on the lamella postvaginalis and the corpus bursae is not "J"-shaped. The same specimens were closest to *U. viterboana* using the genitalic key of Steinhauser (1981). The wings somewhat resemble *U. dubius*, but the dorsal color of *U. villus* is not blue, the postdiscal band on the ventral hindwing does not extend to vein Sc+R₁, and the genitalia differ. Male genitalia of *U. dubius* have a narrower tegumen and a more elongate harpe than do those of *U. villus* and female genitalia have a more deeply notched lamella postvaginalis and a broader lamella antevaginalis. Essentially, *U. villus* is a green species like *U. belli*, with relatively prominent edging to the ventral hindwing subternal macule like *U. dubius*, and genitalia somewhat like *U. viterboana*. Of these three species, *U. belli* was reported from much of Central and South America south to Bolivia and Argentina (but unrecorded for Brazil), *U. dubius* is known from Colombia and Ecuador, and *U. viterboana* is known from Mexico south to Colombia and Ecuador (Steinhauser 1981).

Distribution and phenology. This species is known only from the types taken in April and November and a female (not seen) recorded from the type locality in August (*vide* A. D. Warren).

Urbanus longicaudus Austin, new species

(Figs. 5, 6, 9, 12)

Description. *Male* (Fig. 5). Forewing length = 22.6 mm (21.7–23.0, N = 10), width = 12.5 mm (11.9–13.1, N = 10), tail length = 14.8 mm (13.2–16.8 mm, N = 10); forewing with costal fold to proximal edge or middle of costal macule; apex broadly rounded; hindwing with outer margin slightly convex, curved posteriorly to long and relatively broad tail; forewing with usual hyaline macules present, pale yellow, that in CuA₁-CuA₂ the largest, partially or entirely overlapping discal cell macule, macule in CuA₂-2A relatively large, slightly overlapping to widely separated from macule in CuA₁-CuA₂, usually (9 of 13 specimens) minute macule in M₂-M₃, but none in M₁-M₂; wing bases blue-green, usually not reaching macules on forewing and sharply defined distad on hindwing, 3–5 mm from margin; fringe of forewing pale brown vaguely checkered with dark brown at veins, of hindwing broadly white with slight yellow cast, conspicuously checkered with dark brown at veins. Venter brown; forewing with macules of dorsum repeated; submargin with distinct blackish brown band distad of macules; fringe pale gray often becoming browner towards apex, entirely checkered with dark brown at veins, most prominent posteriad; ventral hindwing heavily overscaled with pale ochreous, some specimens with violet cast; central



FIGS. 11–12. Female genitalia of new species of *Urbanus* from Rondônia, Brazil, ventral view. **11**, *U. villus*, paratype, BRAZIL: Rondônia; Linha C-20, 7 km E B-65, Fazenda Rancho Grande, 9 Nov. 1991 (GTA #1716). **12**, *U. longicaudus*, paratype, BRAZIL: Rondônia; Linha C-20, 7 km E B-65, Fazenda Rancho Grande, 22 Nov. 1992 (GTA #5099).

band of separate macules, including a pair of closely spaced smaller macules in Sc+R₁-Rs, one (usually that basad) or both adjoined with macule in discal cell, discal cell macule faintly edged with white distad; postdiscal band macules partially or completely separated by paler ground color along veins, this most often involving anterior 1–3 macules of band, entire band vaguely outlined distad with pale ochreous, subtoral macule prominently edged distad with narrow line of white. Antennal club yellow-orange beneath with central black, nudum = 20–22 segments; dorsal head and thorax green, palpi mixed pale yellow and gray. *Male genitalia* (Fig. 9). Tegumen somewhat elongate, slightly constricted in middle in dorsal view; uncus long and slender, deeply divided, arms slightly divergent at tips in dorsal view; gnathos entire, long and narrow in lateral and ventral views; valva long, symmetrical, costa/ampulla margin sinuate, ampulla with rounded caudal shoulder slightly serrate, harpe relatively long, triangular with dorsal ridge slightly irregular and dentate cephalad where about the same height as or slightly higher than shoulder of ampulla; aedeagus of typical form for genus, slender; cornuti as typical cluster of long bristles. *Female* (Fig. 6). Forewing length = 23.8 mm (23.3–24.3, N = 3), width = 13.2 mm (12.6–13.7, N = 3), tail length = 16.2 mm (15.8–16.8, N = 3); very similar to male, wings slightly more rounded; antennal nudum = 23–24 segments. *Female genitalia* (Fig. 12). Papillae anales broad with slightly convex caudal margin; lamella postvaginalis relatively short and broad, more or less concave with a slight central indentation on caudal edge; lamella antevaginalis thin, weakly sclerotized centrally, somewhat sinuous on cephalad margin; ductus bursae expanded slightly cephalad; corpus bursae large, more or less triangular.

Type series. Holotype male with the following labels: white, printed - BRASILE: Rondônia / 65 km S Ariquemes / linha C-20, 10 km E / B-65, 3 km E / Fazenda Rancho /

Grande, lot 18 / 15 August 1992 / leg. G. T. Austin / (at paper lures / 1030–1100); white, printed and handprinted - Genitalia Vial / GTA - 5113; red, printed - HOLOTYPE / *Urbanus longicaudus* / Austin. Paratypes (leg. G. T. Austin): same location as holotype, 18 Nov. 1992, associated with *Eciton burchelli*, 1400–1430 (♂), 22 Nov. 1992, leg. G. T. Austin, at paper lures, 1230–1300 (♀), BRAZIL: Rondônia; 62 km S Ariquemes, Linha C-20, 7 km E B-65, Fazenda Rancho Grande, 13 June 1993, assoc. with *E. burchelli*, 1500–1530 (♂), 15 July 1991, leg. G. Bongioiolo (♀), 15 Sept. 1992 (♂), 6 Nov. 1991 (♂), 9 Nov. 1992, assoc. with *E. burchelli*, 1000–1030 (♂), 12 Nov. 1992, assoc. with *E. burchelli*, 0900–0930 (♂), 14 Nov. 1992, assoc. with *E. burchelli*, 1330–1400 (♂), 16 Nov. 1992, assoc. with *E. burchelli*, 1300–1330 (♂), 19 Nov. 1992, at paper lures, 1330–1400 (♂), 20 Nov. 1991, assoc. with *E. burchelli* (♂), 20 Nov. 1992, assoc. with *E. burchelli*, 0800–0830 (♂), 21 Nov. 1992, at paper lures, 1100–1130, Linha C-0 off B-65, 15 km S Cacaulândia, 11 Nov. 1990 (♀). The holotype and a female paratype will be deposited at the Departamento de Zoologia, Universidade Federal do Paraná, Curitiba, Brazil.

Type locality. BRAZIL: Rondônia; 65 kilometers south of Ariquemes, Linha C-20, 10 kilometers (by road) east of route B-65, Fazenda Rancho Grande, lot 18, 180 meters. This is approximately 7 km northeast of Cacaulândia in typical lowland tropical rainforest.

Etymology. The name refers to the long tail of this species compared with that of its most closely similar species, *U. pronta* (see below).

Diagnosis and discussion. This species is very similar to and was initially determined as *U. pronta*. Fortunately, Steinhäuser (1981) illustrated the holotype of *U. pronta* and its genitalia facilitating direct comparisons. The latter differs from *U. longicaudus* by its longer costal fold (to or beyond the distal edge of the costal macule), more acute forewing apex, straighter hindwing termen which is less curved posteriorly before the shorter (10.4 mm [8.7–12.3, N = 10; sample from Rondônia]) and straighter tail. The macule in CuA_2-2A is usually narrower on *U. pronta*, the macule in M_2-M_3 is usually absent (present on only 15 of 40 individuals), the green basal scales usually reach the macules on the forewing and extend to 2–3 mm from the margin on the hindwing, the forewing fringe is dark brown except in CuA_2-2A where it is white and is not obviously checkered, and the hindwing fringe is narrower, white, and less distinctly checkered. On the venter, the forewing dark band is less contrasting on *U. pronta* than on *U. longicaudus*, the forewing fringe is very vaguely or not checkered, the hindwing distal edging to the discal cell macule is more prominent, the postdiscal band macules are more broadly and conspicuously separated along the veins, and the distal white edging to the subterminal macule is broad. The forewing of *U. pronta* in Rondônia is virtually of the same length (22.6 mm [21.9–23.5, N = 10]) as that of *U. longicaudus* but averages somewhat narrower (12.1 mm [11.8–13.0, N = 10]).

The male genitalia of *U. longicaudus* resemble those of *U. pronta*, but the tegumen is longer (shorter and stouter on *U. pronta*); the uncus and gnathos are conspicuously longer and the latter is also narrower; the margin of the ampulla is undulate, much more so than on *U. pronta*; and the dorsal projection of the harpe does not or barely exceeds the height of the shoulder of the ampulla. The female genitalia are also similar to those of *U. pronta*, but the papillae anales of *U. longicaudus* are more massive, the lamellae are shorter and broader, and the corpus bursae appears slightly smaller and more triangular.

Distribution and phenology. The species is known only from the types recorded in June through September and November.

Urbanus parvus Austin, new species

(Figs. 2, 10)

Description. *Male* (Fig. 2). Forewing length = 19.8 mm (19.0–21.1, N = 7), width = 10.7 mm (10.3–11.0, N = 7), tail length = 10.8 mm (10.0–11.3, N = 7); forewing with costal fold not quite to distal edge of costal macule; apex narrowly rounded; hindwing with outer margin relatively straight, curved posteriorly to short and relatively broad tail; forewing with usual hyaline macules present, white, that in CuA_1-CuA_2 the largest, partially overlapping discal cell macule, with or without minute macule in M_2-M_3 , none in M_1-M_2 ; wing bases dull blue-green, not reaching macules on forewing and sharply defined

distad on hindwing, 3 mm from margin; fringe of forewing gray-brown posteriorly where vaguely checkered with dark brown at veins, dark brown anteriorly, of hindwing white of moderate width, checkered with dark brown at veins. Ventral forewing similar to that of *U. longicaudus*, but submarginal dark band less distinct, fringes vaguely checkered to apex; ventral hindwing overscaled with pale ochreous; central band of separate macules, that in Sc+R₁-Rs as a single fused, elongate macule, discal cell macule faintly (but more prominent than on *U. longicaudus*) edged with white distad; postdiscal band macules separated by paler ground color along veins similar to *U. pronta*, subternal macule prominently edged distad with white. Antennal club pale yellow beneath with black center, nudum = 23, 24 segments; head and body green above, palpi mixed pale yellow and dark gray. *Male genitalia* (Fig. 10). Tegumen short, slender, somewhat dome-shaped in lateral view, more or less trapezoidal in dorsal view; uncus slender, moderately long, deeply divided, arms slightly divergent in dorsal view; gnathos entire, long, and moderately broad in lateral and ventral views; valva rather short, symmetrical, costa/ampulla margin somewhat concave, ampulla with long shoulder, sloping nearly vertically at caudal end, harpe short, triangular with dorsal ridge prominently dentate cephalad where at about same height as shoulder of ampulla; aedeagus of typical form for genus; cornuti as typical cluster of long bristles. *Female*. Unknown.

Type series. Holotype male with the following labels: white, printed - BRASIL: Rondonia / 62 km S Ariquemes / linha C-20, 7 km E / B-65, Fazenda / Rancho Grande / 14 November 1991 / leg. G. T. Austin; white, printed and handprinted - Genitalia Vial / GTA - 5123; red, printed - HOLOTYPE / *Urbanus parvus* / Austin. Paratypes: same location as holotype, leg. G. T. Austin unless noted, 12 June 1993, assoc. with *Eciton burchelli*, 1330-1400 (♂), 12 Nov. 1995, leg. D. & J. Lindsley (♂), 16 Nov. 1994, at paper lures, 1530-1600 (♂), 18 Nov. 1994, at paper lures, 0930-1000 (♂), 18 Nov. 1994, at paper lures, 1100-1130 (♂), 18 Nov. 1994, at paper lures, 1430-1500 (♂). The holotype will be deposited at the Departamento de Zoologia, Universidade Federal do Paraná, Curitiba, Brazil.

Type locality. BRAZIL: Rondônia; 62 kilometers south of Ariquemes, Linha C-20, 7 kilometers (by road) east of route B-65, Fazenda Rancho Grande, 180 meters. This is approximately 5 km northeast of Cacaupônia in typical lowland tropical rainforest.

Etymology. The name refers to the relatively small size of this taxon.

Diagnosis and discussion. Superficially, *U. parvus* is distinctive in its small size and continuous bar anterior to the ventral hindwing central band. The male genitalia of *U. parvus*, while resembling those of *U. pronta*, differ in their more slender tegumen which appears trapezoidal in dorsal view (more bulbous on *U. pronta*); and the valvae are more compact with a more highly angular costa, a long and sloping ampulla, and a rather short harpe. The genitalia also resemble those of *U. longicaudus* but differ much as they do from *U. pronta*.

Distribution and phenology. This species is known only from the types taken in June and November.

ACKNOWLEDGMENTS

I thank S. R. Steinhauser and O. H. H. Mielke for sharing their extensive knowledge of Neotropical Hesperidae and making useful suggestions for improvement of the manuscript. J. A. Burns, C. D. MacNeill, and A. D. Warren also reviewed the manuscript. T. C. Emmel and the Harald Schmitz family provided assistance and encouragement. G. Bongio, J. P. Brock, O. Gomes, D. and J. Lindsley, J. D. Turner, and F. and A. West assisted in the field. The Conselho Nacional de Desenvolvimento Científico e Tecnológico kindly issued the authorization permits from the Ministério da Ciência e Tecnologia for our studies in Rondônia in collaboration with EMBRAPA/CPAC.

LITERATURE CITED

- AUSTIN, G. T. 1993. A review of the *Phanus vitreus* group (Lepidoptera: Hesperidae: Pyrginae). *Trop. Lepid.* 4 (suppl. 2):21-36.

- . 1994. Hesperidae of central Rondônia, Brazil: comments on *Haemactis*, with description of a new species (Lepidoptera: Hesperidae: Pyrginae). *Trop. Lepid.* 5:97–100.
- . 1995. Hesperidae of Rondônia, Brazil: comments on *Drephalys* Watson, with descriptions of two new species (Lepidoptera: Hesperidae: Pyrginae). *Trop. Lepid.* 6:123–128.
- . 1996. Hesperidae of central Rondônia, Brazil: three new species of *Narcosius* Steinhauser. *J. Lepid. Soc.* 50:53–59.
- AUSTIN, G. T., J. P. BROCK & O. H. H. MIELKE. 1993. Ants, birds, and skippers. *Trop. Lepid.* 4 (suppl. 2):1–11.
- AUSTIN, G. T. & S. R. STEINHAUSER. 1996. Hesperidae of central Rondônia Brazil: *Celaenorrhinus* Hübner (Pyrginae), with descriptions of three new species and taxonomic comments. *Insecta Mundi* 10:25–44.
- EMMEL, T. C. & G. T. AUSTIN. 1990. The tropical rainforest butterfly fauna of Rondonia, Brazil: species diversity and conservation. *Trop. Lepid.* 1:1–12.
- EVANS, W. H. 1952. A catalogue of the American Hesperidae indicating the classification and nomenclature adopted in the British Museum (Natural History). Part II. Pyrginae, section I. British Museum (Natural History), London. 178 pp.
- FREEMAN, H. A. 1976. New Hesperidae records for Mexico. *J. Lepid. Soc.* 30:52–67.
- . 1979. Nine new species and seven new records of Mexican Hesperidae. *Bull. Allyn Mus.* 52:1–13.
- ROBBINS, R. K., G. LAMAS, O. H. H. MIELKE, D. J. HARVEY & M. A. CASAGRANDE. 1996. Taxonomic composition and ecological structure of the species-rich butterfly community at Pakitza, Parque Nacional del Manu, Perú, pp. 217–252. *In* D. E. Wilson & A. Sandoval (eds.), *Manu, the biodiversity of southeastern Peru*. Washington, D.C., Smithsonian Institution.
- STEINHAUSER, S. R. 1974. Notes on neotropical Nymphalidae and Hesperidae with descriptions of new species and subspecies and a new genus. *Bull. Allyn Mus.* 22:1–38.
- . 1981. A revision of the *proteus* group of the genus *Urbanus* Hübner. *Lepidoptera: Hesperidae*. *Bull. Allyn Mus.* 62:1–41.
- . 1983. Notes on *Ridens* Evans, 1952 with description of a new species from Mexico. *Bull. Allyn Mus.* 79:1–7.
- WILLIAMS, R. C., JR. 1927. Studies in the Neotropical Hesperidae. Paper II. *Trans. Amer. Entomol. Soc.* 53:261–292.

Received for publication 25 February 1997; revised and accepted 14 October 1997.